



TECHNICAL SPECIFICATION

MODEL NO.:APVM-100-12 DOCUMENT NO.:_____

CUSTOMER NO.:_____ DATA.:_____

CHANGZHOU AMCFLEX TECHNOLOGY CO LTD
ADD: NO8, HUASHAN ROAD, XINBEI AREA, CHANGZHOU, JIANGSU, CHINA
TEL: 0086 519 69682537 FAX: 0086 519 68693467
Email: info@amcflex.com www.amcflex.com

APVM-100-12

IP67 Waterproof LED Power Supply



- ★ Constant Voltage + Constant Current Mode
- ★ 200-240VAC Input voltage, High efficiency up to 91%
- ★ Protection: Over Current/Short Circuit/Over voltage Over Temperature
- ★ Class II Power Unit, NO FG
- ★ IP67 waterproof full sealed with Plastic Housing
- ★ Compliance to ERP SELV EMC LVD requirement
- ★ 50,000Hours long life span, low temperature rise








TECHNICAL PARAMETERS

1. Output

Items	Specs	Unit	Conditions
Rated Output voltage	12	VDC	Ta , rated input voltage, output with rated power
Rated Output Current	8.0	A	Ta ,rated input voltage
Rated Output Power	96	W	Ta , rated input voltage
Tcase Max	80	C°	Ta: 50C° ,230VAC,full load
Efficiency	≥89.5 (Typical 91)	%	25°C,rated input voltage, output with max. rated power
Line Regulation	±1.0	%	/
Load Regulation	±2.0	%	/
Voltage tolerance	±3.5	%	/
Ripple & Noise (max)	≤120	mVp-p	Measured at 20MHZ of bandwidth by using a 12" twisted pair-wire terminated with a 0.1uf & 47 uf parallel capacitor
Setup time, Rise time	1000, 25	mS	25C° , full load
Switch off Hold Up time	18	ms	230VAC, full load

2. Input

Items	Specs	Unit	Conditions
Rated Input voltage	200-240	VAC	25°C
Input voltage range	180-264	VAC	25°C
Input Frequency	47-63(Typical 50/60)	Hz	25°C
Input Current Max	<1.2	A	Vin=180Vac, Full Load
Inrush Current	≤60	A	220Vac, full load, 25C°
Leakage Current	<0.25	mA	240VAC

3. Protection

Current Limiting	1.1-1.4 times of rated output current		Constant current limiting,Auto-recovery after fault condition is removed
Over Voltage	14-16	V	Shut down output voltage, re-power on to recover
Over Temperature	Yes	C°	Shut down output voltage, Auto-recovery After temperature goes down
Short circuit	Yes		Hiccup Mode, Auto-recovery after fault condition is removed

4. Temperature and others

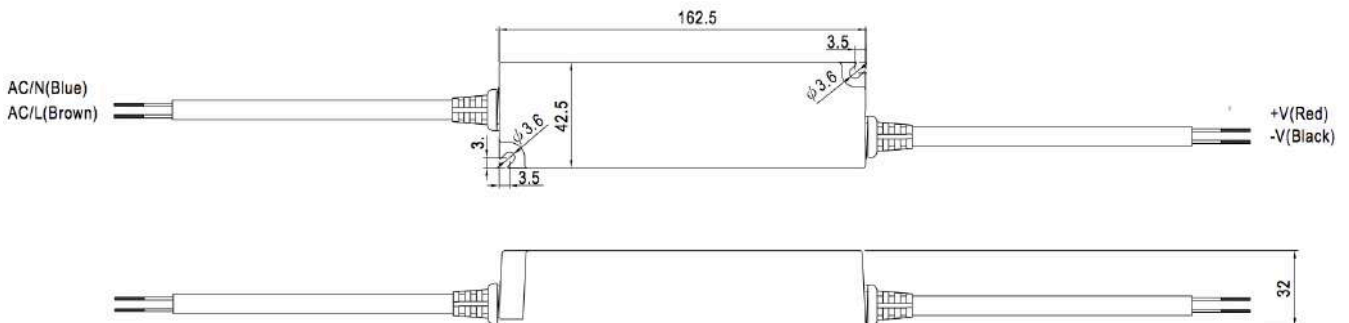
Operating Temperature range	-30 to +70 (Typical25)	C°	Refer to Derating Curve
Storage Temperature range	-40 to +80 (Typical25)	C°	
Humidity	10 ~ 95	%	NON-Condensing
Max Case Temperature	80	C°	50C° ambient temperature, full load
Waterproof Level	IP67 full sealed with silicon gel		
Cooling method	Air convection		
Temperature Coefficient	0.03%/C° (0-60C°)		
Vibration	10-500Hz, 5G 12min./1cycle, period for 72 min, each along X.Y. Z axes		
Lifespan	50,000hours, Max.Ta, rated input voltage, max rated output power		
Dimension/Packing	162*43*32mm (L*W*H) , 0.4Kg; 32pcs/13.8Kg/0.033CBM		

5. Safety & EMC Standards

Safety	U8750, EN60950-1, EN 62368-1
Withstand Voltage	I/P-O/P:3.0KVAC
Isolation Resistance	I/P-O/P:>100M Ohms / 500VDC /25C°/70% RH
EMI Conduction	Compliance to EN55015, EN55032 (CISPR22) Class B
EMS Immunity	Compliance to EN61000-4-2,3,4,5,6,8,11, EN55024, EN61547, light industry level , criteria A
Temperature Coefficient	0.03%/C° (0-60C°)
Vibration	10-500Hz, 5G 12min./1cycle, period for 72 min, each along X.Y. Z axes

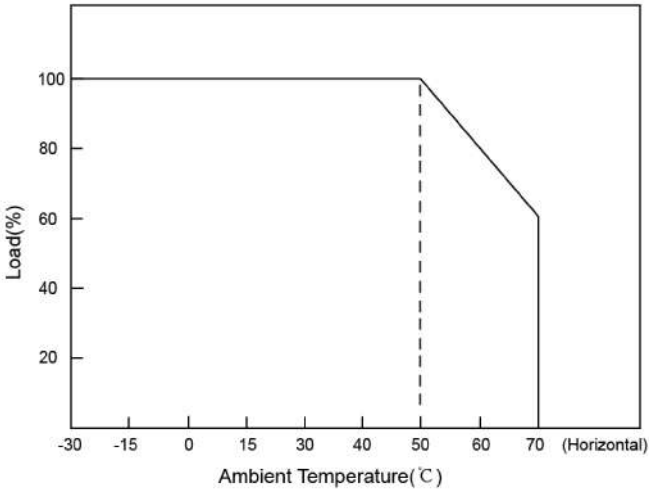
6. Mechanical Mounting

Case Material	Pure PC, Fire-proof level V0
Mounting ways	Striped
Insulation type	Class II, NO FG
IP grade	IP67
Input cables dimension	H05RN-F 2X1.0mm ² , 17AWG, 300±10mm, AC/N-Blue, AC/L-Brown
output cables dimension	H05RN-F 2X1.5mm ² , 16AWG, 300±10mm,V+: Red, V-:Black
Dimension	162*43*32mm (L*W*H)

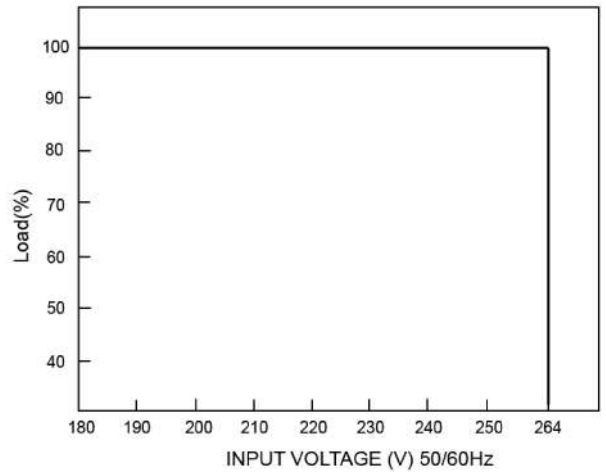


7. Characteristics & Derating

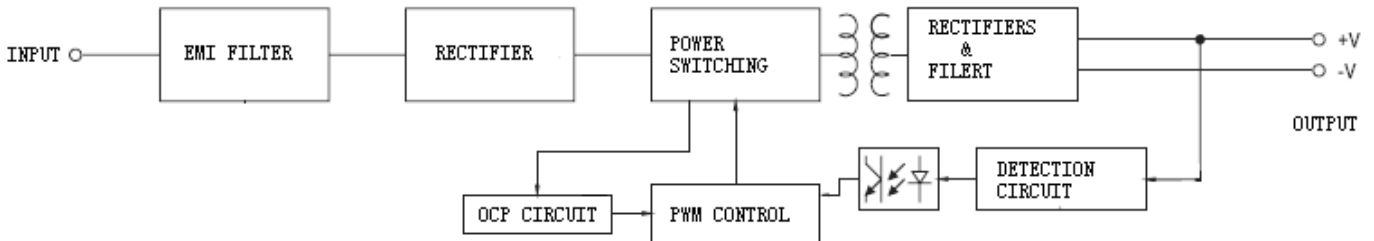
OUTPUT LOAD vs TEMPERATURE



STATIC CHARACTERISTIC



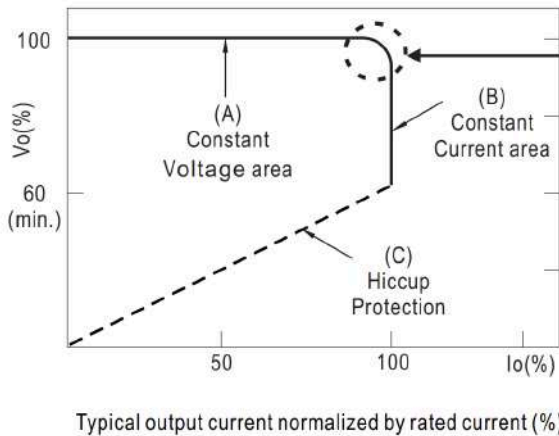
8. Block Diagram



9. Product Label

<ul style="list-style-type: none"> ● AC/N(BLUE) ● AC/L(BROWN) 	<p>AMC FLEX YOUR IDEA, WE MAKE IT</p> <p>CE ROHS IP67</p> <p>SELV</p>	<p>APVM-100-12 Class 2 Power Supply</p> <p>PRI: 200-240VAC, 1.2A Max, 50/60Hz, SEC: +12V — 8.0 A</p> <p>Rated Output Power: 96W Max</p> <p>Constant Voltage + Constant Current Mode</p> <p>Protection: Over Voltage/Over Current/Over Temperature/Short Circuit</p> <p>S/N: _____</p>	<p>Vo- (BLACK)</p> <p>Vo+ (RED)</p> <p>MADE IN CHINA</p>
---	--	---	---

10. Drive Mode



In the constant current region, the highest voltage at the output of the driver depends on the configuration of the end systems.

11. Installation Manual

- (1). Before commencing any installation or maintenance work, please disconnect the power supply from the utility. Ensure that it cannot be re-connected inadvertently.
- (2). Keep proper ventilation around the unit and do not put any object on it. 15-20cm clearance must be kept when the adjacent device is a heat source
- (3). Operating under high ambient temperature may cause the internal component temperature and will require a de-rating in output load
- (4). Install in wet condition need use waterproof connectors, make sure there is no space between the unit and lighting fixtures.
- (5). Output current and output wattage must not exceed the rated values on the specifications
- (6). Wiring
 - Connect the ACL wire (Brown) of the LED power supply to Live (black or brown).
 - Connect the ACN wire (Blue) of the LED power supply to Neutral (white or blue)
- (7). Risk of electrical shock and energy hazard. All failure should be examined by a qualified technician. Please do not remove the case of the power supply by yourself!
- (8). Can't be installed under water or buried in soil directly
- (9). Please do not install LED power supplies in places with high ambient temperature or close to fire source
- (10). If the external flexible cable or cord of this switching power supply is damaged, it shall be exclusively replaced by the manufacturer or similar qualified person in order to avoid a hazard.
- (11). DO NOT SOAK the power supply under water.